

CONSOLIDATED STATEMENT OF FINANCIAL POSITION

At 31 December 2025

	Note	2025 AED	2024 AED
Assets			
Non-current assets			
Property and equipment	5	821,349,501	793,353,885
Intangible assets	6	889,357,268	802,981,283
Right of use asset	7	2,779,833	3,537,969
Trade and other receivables	8	9,024,288	9,132,340
Deferred tax assets	31	1,104,464	1,092,727
		1,723,615,354	1,610,098,204
Current assets			
Inventories		3,079,447	2,166,110
Trade and other receivables	8	224,340,242	254,052,583
Investment in financial assets at amortized cost	9	73,314,321	70,267,628
Financial assets measured at fair value through profit or loss	9	13,656,000	11,688,000
Due from a related party	17	11,589,382	22,989,363

Overview

Strategic Review

Operational Review

Financial Review

Sustainability Review

Corporate Governance
Report




FINANCIAL STATEMENTS

Appendix

	Note	2025 AED	2024 AED
Wakala deposits	10.1	72,454,454	-
Cash and cash equivalents	10	259,870,611	336,071,609
		658,304,457	697,235,293
Assets held for sale	11	11,786,693	11,027,855
		670,091,150	708,263,148
Total assets		2,393,706,504	2,318,361,352
Equity and liabilities			2,166,110
Equity			
Share capital	12	100,000,000	100,000,000
Statutory reserve	13	50,000,000	50,000,000
Own shares	14	(145,450)	(7,279)
Own shares reserve	14	(8,120,544)	562,430
Retained earnings		333,094,030	260,023,101
Total equity		474,828,036	410,578,252
Liabilities			
Non-current liabilities			
Employees' end of service benefits	15	36,956,924	33,362,608
Bank borrowings	18	998,272,750	997,642,750
Due to related parties	17	171,092,904	160,417,530
Trade and other payables	16	2,351,913	3,419,388

	Note	2025 AED	2024 AED
Lease liability	7	2,414,343	3,160,765
		1,211,088,834	1,198,003,041
Current liabilities			
Trade and other payables	16	527,262,878	558,260,454
Due to related parties	17	146,254,850	117,946,577
Corporate tax liability	31	33,539,446	32,875,384
Lease liability	7	732,460	697,644
		707,789,634	709,780,059
Total liabilities		1,918,878,468	1,907,783,100
Total equity and liabilities		2,393,706,504	2,318,361,352

To the best of our knowledge, and in accordance with the applicable reporting principles for financial reporting, the consolidated financial statements present fairly in all material respects for consolidated financial position, consolidated financial performance and consolidated cash flows of the Group.

<p>H.E. Abdul Muhsen Ibrahim Kalbat Chairman - Board of Directors</p> 	<p>Mr. Ahmed Ali Al Kaabi Vice chairman – Board of Directors</p> 	<p>Mr. Mansoor Rahma Juma Abdulla Alfalasi Chief Executive Officer</p> 
---	---	---

The attached notes 1 to 33 form part of these consolidated financial statements.